

Step 1: Go to [www.gotomeeting.com](https://www.gotomeeting.com). Click “Join” in the upper right corner.

Online Meeting Software

https://www.gotomeeting.com/

GoToMeeting by LogMeIn

Features Solutions Plans & Pricing Resources

United States Support & FAQs CONTACT SALES 1 800 514 317 Join | LogMeIn Sign In

# WE'RE HERE TO HELP

LogMeIn has everything you need to work remote and stay connected.

Start for Free

Actually I'm Ready to Buy Now and Save 16%

As schools around the world are impacted by COVID-19 (coronavirus), we're here to support virtual learning. Learn More

Your Choices Regarding Cookies on this Site  
LogMeIn uses cookies and other technologies to not only ensure the proper functionality of our websites, but to also make interactions with our websites and services easy, secure, and meaningful. By continuing to browse this webpage, you consent to our use of cookies.

Do more with Microsoft Edge – the fast, new browser built for Windows 10. Change my default Don't ask again

Type here to search

9:08 AM 4/13/2020

Step 2: Enter the Meeting ID (found on the meeting agenda, which is available on the township website or Facebook page) and Press “Join.”

Join the Meeting | GoTo

https://www.gotomeeting.com/meeting/join-meeting

United States Support & FAQs CONTACT SALES 1800 514 1317 Join | Host

GoToMeeting by LogMeIn Features Solutions Plans & Pricing Resources Sign In Start for Free

JOIN A MEETING

## Ready to meet on GoToMeeting?

To connect to an online meeting, enter the GoToMeeting ID provided by the organizer.

Enter a 9-digit meeting ID or meeting room

Join

Attendee Quick Reference Guide ▶

Organizer User Guide ▶

Contact Help ▶

Hold your own online meetings with a 14-day free trial ▶

Your Choices Regarding Cookies on this Site

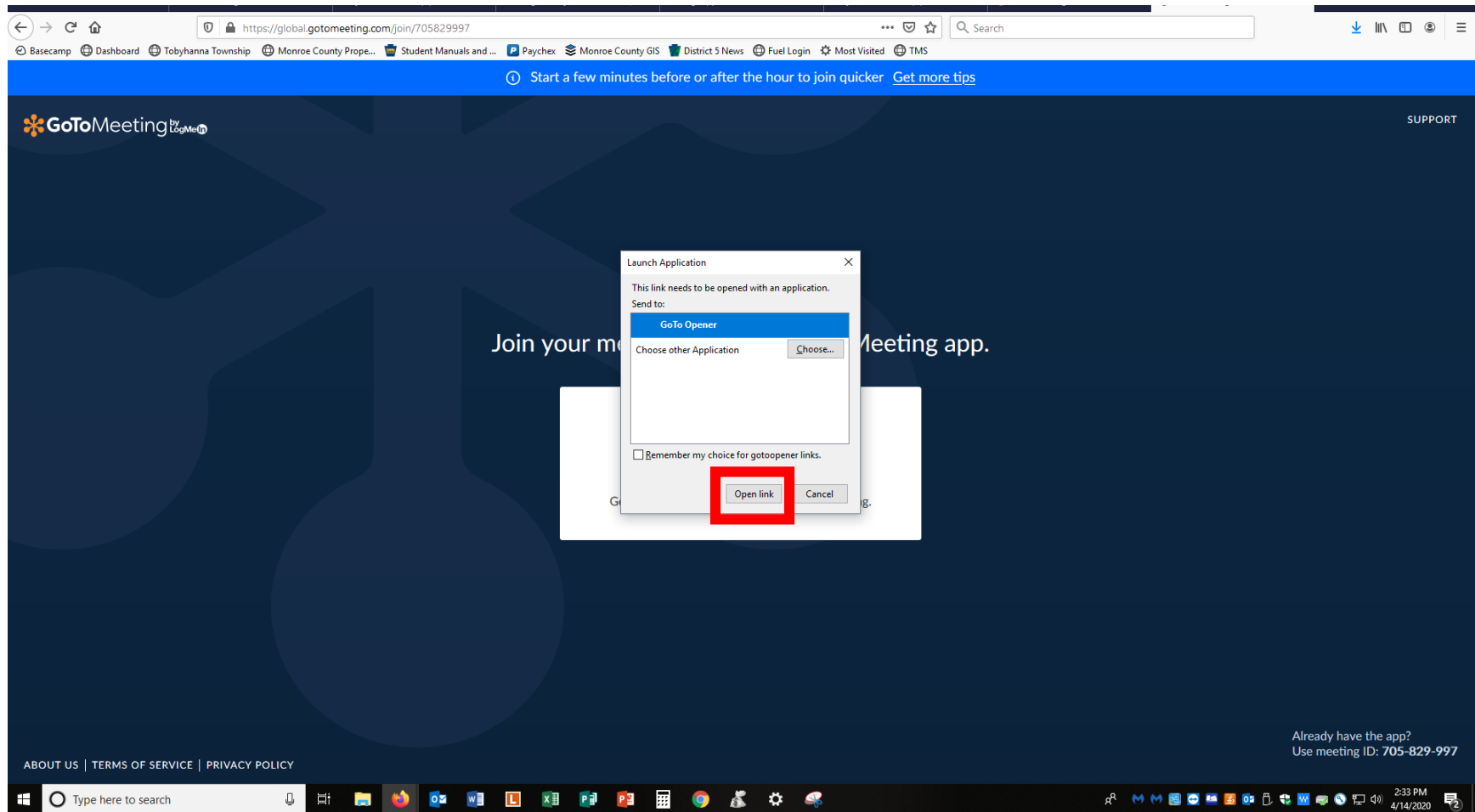
LogMeIn uses cookies and other technologies to not only ensure the proper functionality of our websites, but to also make interactions with our websites and services easy, secure, and meaningful. By continuing to browse this webpage, you consent to our use of cookies and other technologies. Please see our [Privacy Policy](#) for more information or [click here](#) to change your preferences.

Ok

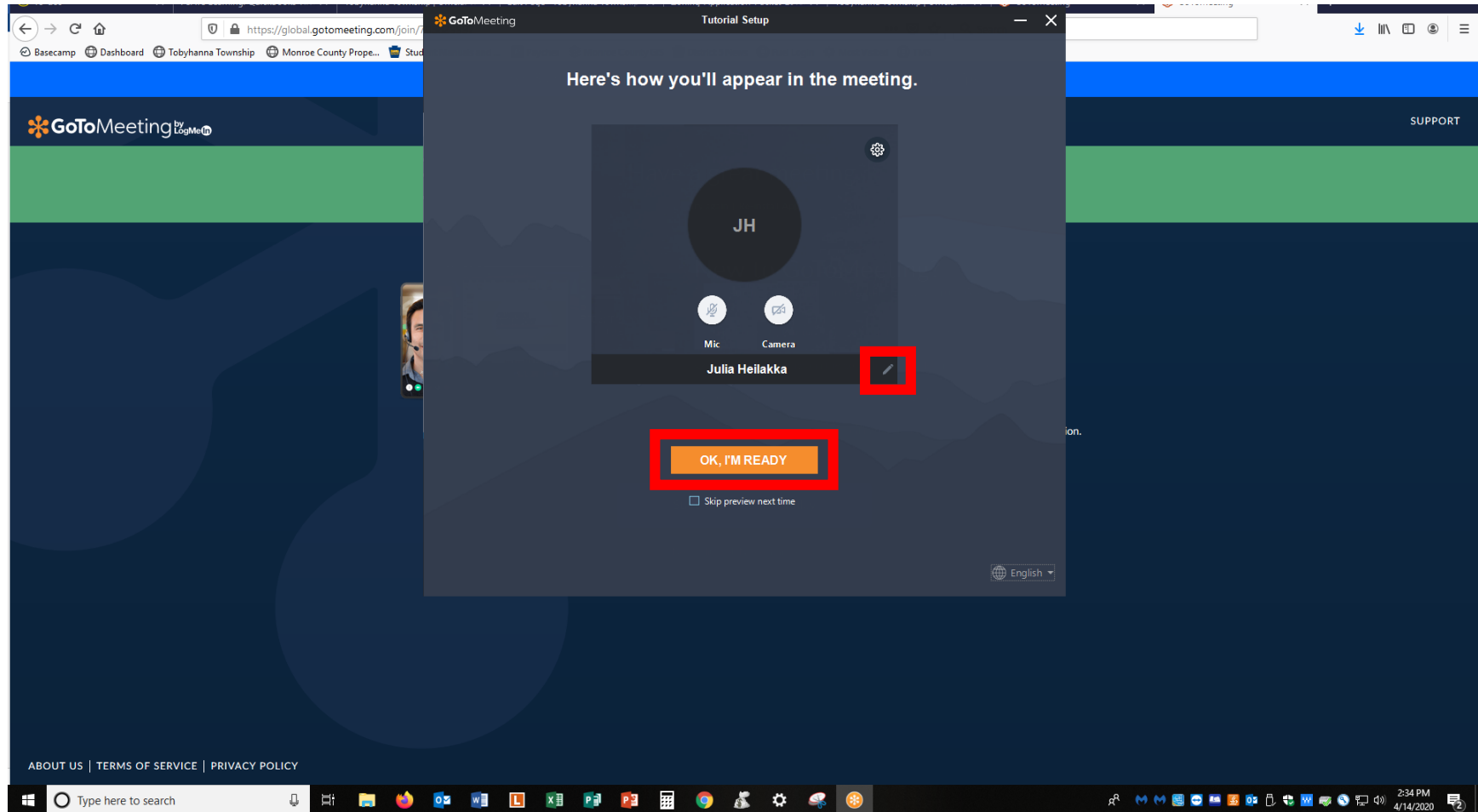
Type here to search

9:09 AM 4/13/2020

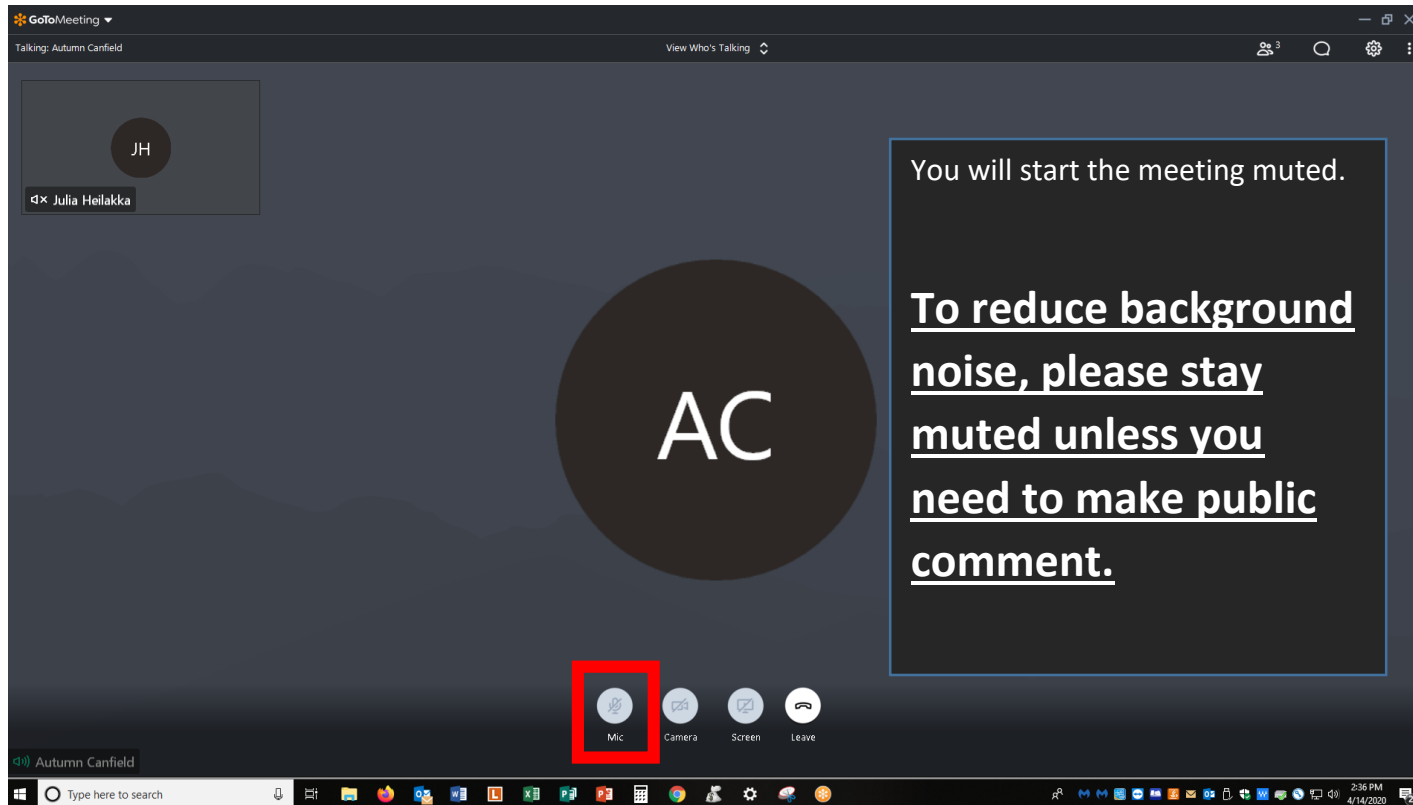
Step 3: A Launch Application Box will pop up. Make sure GoTo Opener is highlighted and click “Open link.”



Step 4: The program will download, and then this screen will appear. If you need to edit your name, click the grey pencil. Remember, we need your full first and last name if you want to make any public comment. Click “OKAY, I’M READY” when done.



Step 5: You have joined the meeting! You are automatically muted when you join. If you need to make a public comment, click the “Mic” button to unmute yourself. If you aren’t speaking, please stay muted to help reduce background noise.



During the meeting, public comment for agenda items will be taken at the start of the meeting, and public comment for items not on the agenda will be taken at the end.

PLEASE NOTE: Public comment can be submitted prior to the meeting by:

1. Emailing comments to [acanfield@tobyhannatwppa.gov](mailto:acanfield@tobyhannatwppa.gov). Please label the subject “PUBLIC COMMENT.”
2. Sending a letter to the Government Center ATTN: PUBLIC COMMENT FOR [Meeting] - 105 Government Center Way, Pocono Pines, PA 18350.